

Scaled data based on original data using
LM-79-08 Approved Method: Electrical and Photometric Measurements of Solid-
State Lighting Products

Test Report Prepared for
Cooper Lighting Solutions
(formerly Eaton)

Brand: STREETWORKS

Report Number: P191550

Luminaire Tested: **GAN-AF-02-LED-U-T4W-600-ADJ**

Issue Date: 3/3/2020

Test Information

Test Method: LM-79-08
Report Number: P191550
TEST IS SCALED FROM IESNA LM-79-08 TEST DATA (P24147)
Test Lab: INNOVATION CENTER P2
Issue Date: 3/3/2020
Manufacturer: COOPER LIGHTING SOLUTIONS (FORMERLY EATON)
Product Line: STREETWORKS
Catalog Number: GAN-AF-02-LED-U-T4W-600-ADJ
Description: GALLEON AREA AND ROADWAY LUMINAIRE
(2) 70 CRI, 4000K, 615mA LIGHTSQUARES WITH 16 LEDS EACH AND TYPE IV WIDE OPTICS
Light Source: -
Ballast/Driver: ELECTRONIC DRIVER

Summary

Lumens per Lamp: N/A
Luminaire Lumens: 8150.9 lumens
Efficiency: N/A
Efficacy: 123.5 lumens/watt
Luminous Opening: Rectangular (W 0.5' x L: 1' x H: 0')
IES Classification: Type IV - Short - Semi-Cutoff
BUG Rating: B2 - U0 - G2

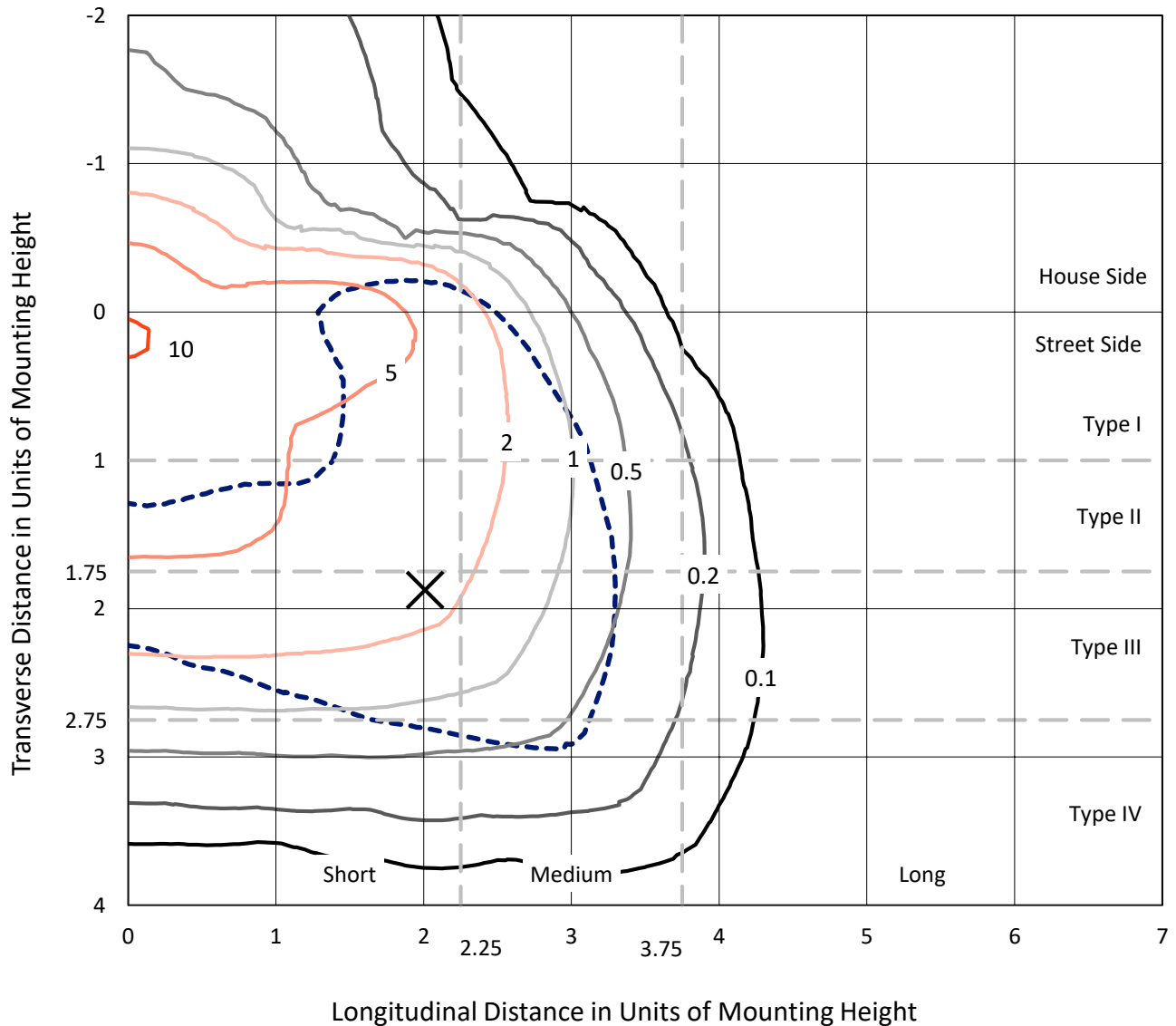
Input Watts (W): 66
Input Voltage (V): NR
Input Current (Ain): NR
Voltage Rise (V): NR
Power Factor: NR
Total Harmonic Distortion (THDi): NR
Frequency (hertz): 60
Stabilization Time: NR
Operation Time: NR
Ambient Temperature (°C): NR
Test Distance: 28.75 FT



REPORT NUMBER: P191550
 CATALOG NUMBER: GAN-AF-02-LED-U-T4W-600-ADJ

Iso-Footcandle Lines of Horizontal Illumination

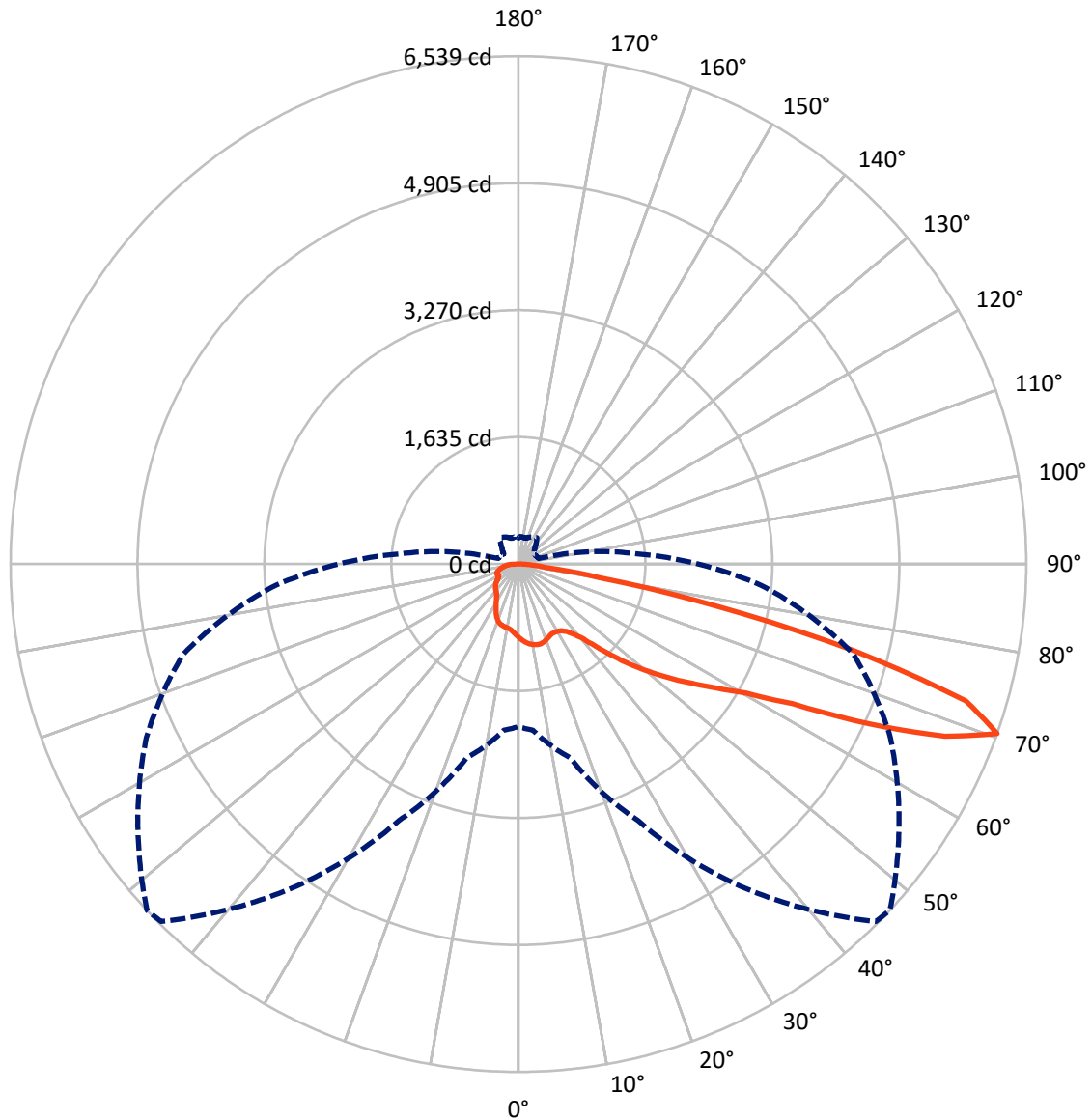
✕ Max cd
 - - - 1/2 Max cd



Based on 10 foot mounting height. Maximum calculated value = 10.9 fc
 Type IV - Short - Semi-Cutoff

REPORT NUMBER: P191550
CATALOG NUMBER: GAN-AF-02-LED-U-T4W-600-ADJ

Luminous Intensity Polar Plot



— Vertical Plane Through 47-Deg Lateral - - - Horizontal Cone Through 70-Deg Vertical

REPORT NUMBER: P191550

CATALOG NUMBER: GAN-AF-02-LED-U-T4W-600-ADJ

FLUX DISTRIBUTION:

		Downward	Upward	Total
House Side	Lumens	1700.4	0.0	1700.4
	% Fixture	20.9	0.0	20.9
Street Side	Lumens	6450.4	0.0	6450.4
	% Fixture	79.1	0.0	79.1
Total	Lumens	8150.9	0.0	8150.9
	% Fixture	100.0	0.0	100.0

ZONAL LUMENS:

Zone	Lumens	% Fixture
0°-10°	90.6	1.1
10°-20°	265.9	3.3
20°-30°	392.6	4.8
30°-40°	570.6	7.0
40°-50°	1026.9	12.6
50°-60°	1779.0	21.8
60°-70°	2539.2	31.2
70°-80°	1303.5	16.0
80°-90°	182.5	2.2
90°-100°	0.0	0.0
100°-110°	0.0	0.0
110°-120°	0.0	0.0
120°-130°	0.0	0.0
130°-140°	0.0	0.0
140°-150°	0.0	0.0
150°-160°	0.0	0.0
160°-170°	0.0	0.0
170°-180°	0.0	0.0
0°-90°	8150.9	100.0
0°-180°	8150.9	100.0

Coefficient of Utilization



REPORT NUMBER: P191550

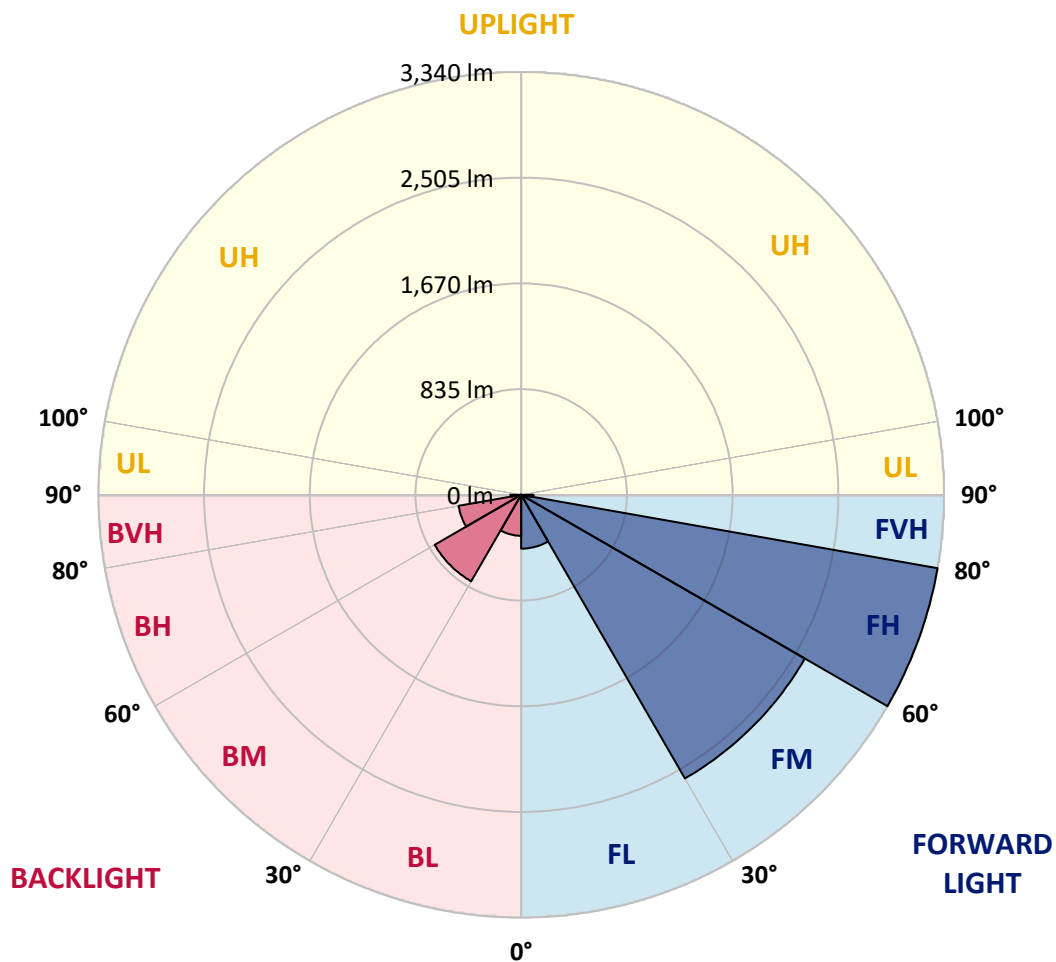
CATALOG NUMBER: GAN-AF-02-LED-U-T4W-600-ADJ

LUMINAIRE CLASSIFICATION SYSTEM LUMEN TABLE AND BUG RATING:

Zone		Lumens	% Fixture	Zone Rating/Lumen Limit		
				B	U	G
FL	(0°-30°)	425.3	5.2			
FM	(30°-60°)	2587.3	31.7			
FH	(60°-80°)	3340.4	41.0			G2/5000
FVH	(80°-90°)	97.4	1.2			G1/100
BL	(0°-30°)	323.8	4.0	B1/500		
BM	(30°-60°)	789.3	9.7	B1/1000		
BH	(60°-80°)	502.3	6.2	B2/1000		G2/1000
BVH	(80°-90°)	85.1	1.0			G1/100
UL	(90°-100°)	0.0	0.0		U0/0	
UH	(100°-180°)	0.0	0.0		U0/0	

BUG Rating: B2-U0-G2

Type IV Short





REPORT NUMBER: P191550
 CATALOG NUMBER: GAN-AF-02-LED-U-T4W-600-ADJ

CANDELA DISTRIBUTION (FULL):

	0°	5°	15°	25°	35°	45°	47°	55°	65°	75°	85°
0°	945.7	945.7	945.7	945.7	945.7	945.7	945.7	945.7	945.7	945.7	945.7
2.5°	1001.3	999.3	998.5	996.9	994.9	985.0	983.1	975.9	966.0	955.6	945.0
5°	1067.1	1066.7	1062.3	1054.5	1041.7	1019.9	1014.8	997.3	974.0	951.3	928.7
7.5°	1125.0	1121.5	1113.1	1097.2	1075.0	1045.3	1038.2	1013.9	981.8	950.9	920.3
10°	1167.4	1165.4	1147.2	1125.3	1096.4	1063.6	1055.2	1028.3	993.0	953.7	915.6
12.5°	1191.6	1187.6	1166.7	1140.5	1105.9	1073.8	1065.5	1038.2	998.5	953.7	908.9
15°	1190.0	1187.2	1166.3	1137.7	1102.7	1074.6	1067.1	1039.7	997.3	949.7	900.2
17.5°	1158.3	1159.5	1141.6	1113.5	1084.9	1063.6	1056.8	1031.4	989.4	941.8	889.9
20°	1102.7	1108.4	1096.4	1071.4	1055.6	1041.0	1036.6	1015.2	977.1	930.3	878.7
22.5°	1047.3	1052.4	1047.7	1026.6	1024.3	1015.6	1013.1	997.7	966.4	923.1	872.0
25°	1006.4	1011.2	1010.4	992.2	999.3	998.9	996.9	989.4	964.0	923.1	873.2
27.5°	995.3	996.9	995.3	978.7	988.6	996.6	994.9	993.7	971.1	934.7	888.2
30°	1033.4	1031.0	1018.8	985.0	994.1	1005.3	1003.6	1004.4	992.6	964.7	922.0
32.5°	1185.3	1174.6	1135.7	1041.0	1016.7	1022.6	1023.5	1036.6	1038.5	1011.2	974.3
35°	1412.5	1400.6	1350.2	1190.8	1086.9	1066.3	1066.3	1086.2	1098.0	1077.8	1055.6
37.5°	1653.2	1640.1	1613.1	1398.6	1234.4	1142.0	1140.1	1154.0	1171.0	1175.8	1181.3
40°	1926.8	1912.9	1920.5	1631.8	1440.2	1273.3	1245.1	1235.2	1281.2	1311.7	1356.1
42.5°	2226.1	2219.8	2222.7	1891.5	1674.6	1469.6	1429.6	1378.4	1433.9	1488.2	1581.4
45°	2503.4	2508.9	2506.1	2169.5	1935.5	1709.1	1666.7	1567.6	1621.9	1715.1	1866.9
47.5°	2746.0	2723.1	2758.8	2473.2	2227.8	1977.2	1924.8	1792.0	1847.1	1962.1	2219.1
50°	3040.7	3037.6	2985.2	2878.5	2581.1	2246.4	2177.9	2023.9	2109.6	2269.4	2662.7
52.5°	3350.4	3292.9	3244.9	3193.8	2955.8	2522.4	2438.3	2255.1	2418.2	2619.2	3203.7
55°	3413.8	3388.0	3447.5	3533.6	3317.1	2809.1	2711.1	2545.0	2765.4	3018.9	3827.5
57.5°	3549.4	3549.0	3672.0	3825.4	3689.1	3113.2	3014.5	2895.2	3156.1	3476.9	4489.6
60°	3641.1	3666.9	3895.2	4193.1	4054.3	3464.6	3373.8	3299.2	3600.2	3988.8	5106.7
62.5°	3689.1	3724.0	4035.6	4342.1	4570.5	4049.5	3958.7	3851.2	4187.9	4550.3	5467.6
65°	3489.6	3558.1	4013.9	4471.0	5022.6	4997.6	4956.8	4768.1	4922.6	4994.0	5337.0
67.5°	2937.6	3007.8	3538.4	4350.9	5345.4	5912.0	5920.7	5598.4	5374.8	5032.1	4487.3
70°	2093.0	2148.1	2587.0	3647.8	5099.5	6509.6	6539.4	5981.1	5284.8	4462.7	3135.0
72.5°	993.7	1027.5	1443.0	2374.1	4046.7	5964.4	6021.9	5492.5	4493.6	3304.0	1710.3
75°	365.2	375.5	487.7	1010.0	2347.2	4398.5	4466.3	3937.2	2978.8	1644.9	651.5
77.5°	218.9	225.7	273.6	426.3	923.1	2514.1	2614.5	2141.3	1301.8	612.2	320.4
80°	153.0	157.8	196.3	265.3	436.2	958.1	1047.3	874.0	518.6	387.4	233.1
82.5°	103.5	105.9	138.0	179.2	289.9	342.2	369.2	388.6	349.7	288.3	147.9
85°	67.8	70.2	93.6	118.2	184.4	176.9	180.9	228.8	255.3	195.9	82.0
87.5°	38.9	40.4	56.3	63.0	90.4	75.0	75.7	120.5	163.4	132.1	49.9
90°	0.0	0.0	0.0	0.0	0.0	0.0	0.0	0.0	0.0	0.0	0.0



REPORT NUMBER: P191550
 CATALOG NUMBER: GAN-AF-02-LED-U-T4W-600-ADJ

CANDELA DISTRIBUTION (continued):

	90°	95°	105°	115°	125°	135°	145°	155°	165°	175°	180°
0°	945.7	945.7	945.7	945.7	945.7	945.7	945.7	945.7	945.7	945.7	945.7
2.5°	942.1	937.0	925.6	918.4	911.7	910.0	907.3	906.8	906.5	906.5	905.3
5°	921.2	912.5	894.6	884.6	876.4	875.5	875.1	877.2	877.9	878.7	877.6
7.5°	907.7	895.8	873.6	859.3	849.4	847.0	851.0	860.1	866.0	868.4	867.3
10°	899.4	884.6	858.9	843.4	835.1	833.9	839.1	849.8	862.0	866.8	866.4
12.5°	889.9	873.2	845.8	829.6	824.8	827.2	833.9	843.8	856.5	864.1	864.5
15°	880.4	860.9	832.8	818.5	816.5	819.7	826.0	833.5	843.4	851.0	851.8
17.5°	868.8	848.6	820.4	805.8	804.1	805.8	806.2	810.2	816.5	823.6	825.6
20°	856.5	836.0	806.6	791.9	784.8	778.4	771.3	772.0	774.1	781.2	782.8
22.5°	847.8	827.2	795.9	775.6	756.6	737.5	723.3	721.3	722.1	728.0	730.1
25°	848.6	826.7	793.1	758.2	716.6	686.0	667.0	663.8	663.4	667.8	670.5
27.5°	864.1	842.3	803.4	740.3	672.9	627.7	607.5	605.1	601.9	603.1	606.3
30°	898.6	878.3	828.4	722.1	625.7	570.6	549.6	547.3	542.9	540.8	543.3
32.5°	954.9	938.3	864.9	704.6	578.6	521.8	500.4	495.3	492.6	490.1	492.1
35°	1048.4	1041.4	913.6	685.6	536.9	484.2	464.7	456.8	452.9	457.3	460.4
37.5°	1195.2	1199.1	977.4	655.9	504.8	459.2	442.9	433.8	427.9	431.5	435.0
40°	1403.0	1405.7	1048.0	613.9	477.0	444.6	427.1	418.8	410.4	404.1	403.7
42.5°	1675.8	1647.7	1117.5	568.2	444.9	435.4	415.9	405.7	393.0	375.5	371.9
45°	1999.4	1900.6	1170.2	515.9	408.9	424.3	403.7	389.4	369.6	350.6	348.5
47.5°	2372.1	2172.2	1195.9	461.6	375.1	408.1	388.6	366.0	341.1	331.5	330.3
50°	2827.3	2494.7	1208.3	408.9	345.8	386.7	366.8	340.2	319.3	317.2	316.1
52.5°	3345.7	2882.5	1212.2	365.6	321.6	358.9	348.9	323.2	306.6	308.1	308.1
55°	3888.1	3283.0	1158.3	334.3	299.4	330.3	337.1	316.4	302.6	308.9	311.3
57.5°	4386.2	3637.9	988.6	310.1	278.3	308.5	332.7	322.7	313.2	339.0	340.6
60°	4768.4	3847.6	738.4	288.3	262.9	301.0	344.2	347.0	349.3	410.8	419.1
62.5°	4848.5	3777.9	507.6	271.2	255.7	307.3	365.2	365.6	362.8	405.7	410.8
65°	4480.9	3336.6	369.2	261.7	249.8	318.9	383.1	374.7	356.5	389.0	379.5
67.5°	3558.5	2513.7	307.3	254.6	241.1	318.0	402.1	383.1	352.9	381.0	365.6
70°	2309.8	1519.9	273.6	248.7	230.8	303.0	413.2	382.3	342.6	354.6	336.2
72.5°	1127.0	679.6	251.0	239.9	220.0	281.9	412.8	375.1	331.9	331.1	321.2
75°	441.0	311.3	230.4	226.8	201.8	258.2	401.7	364.8	319.3	306.6	303.0
77.5°	258.2	222.1	204.2	207.4	180.0	234.4	385.4	347.0	301.8	286.7	282.7
80°	187.9	166.1	174.1	179.2	153.9	210.5	363.7	325.2	282.3	289.9	284.3
82.5°	120.5	107.1	141.2	146.3	128.1	186.4	339.8	302.2	255.0	231.6	226.1
85°	61.5	67.8	105.1	111.4	98.7	153.0	310.9	271.6	224.0	192.7	195.9
87.5°	34.5	46.4	67.0	75.0	69.8	117.7	252.2	224.0	182.8	148.7	130.8
90°	0.0	0.0	0.0	0.0	0.0	0.0	0.0	0.0	0.0	0.0	0.0

(END OF REPORT)